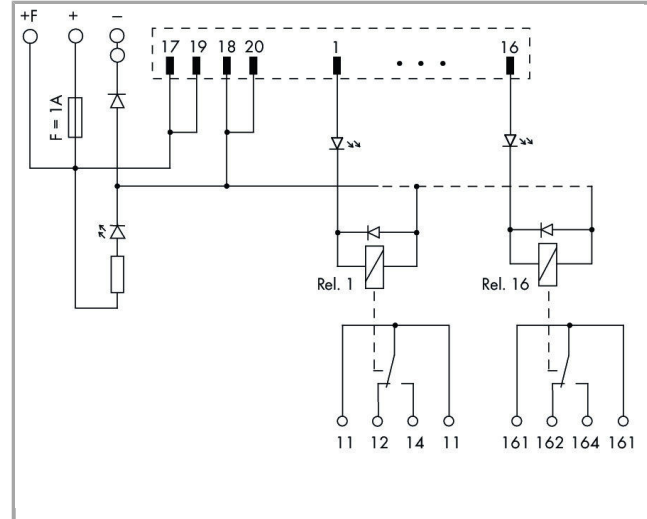


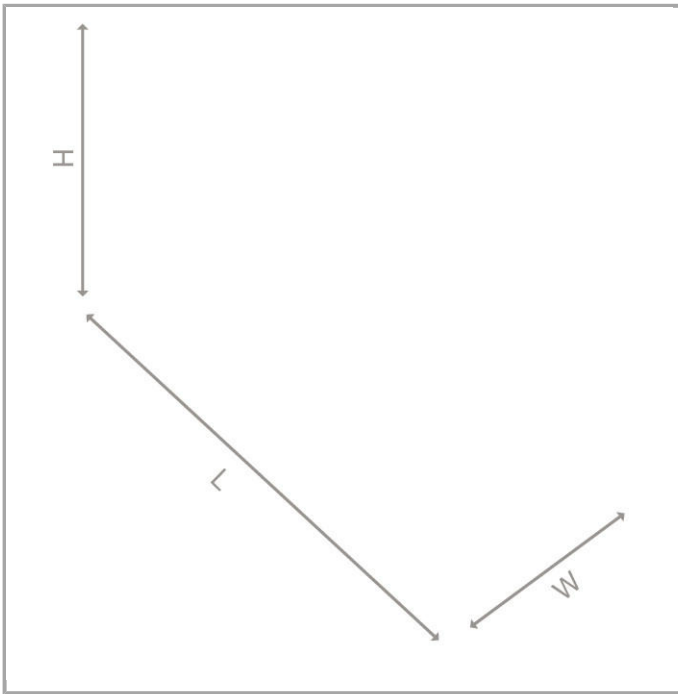
**Data sheet | Item number: 704-5004**

Interface module for system wiring; Pluggable connector per DIN 41651;  
Male connector; 20-pole; 16-channel relay output; 1 changeover contact; 1 x  
cut-out; Double-deck PCB terminal blocks; in mounting carrier



704-5004





### Item description

#### Note:

Independent of the relay used, the maximum continuous current is 5A per channel.

### Data

#### Electrical data

In-/Outputs	16-channel relay output
Nominal operating voltage	DC 24 V
Operating voltage range	±10 %
Number of changeover/switchover contacts	1
Contact material (relay)	AgNi 90/10
Limiting continuous current	5 A
Making capacity	2 ms 16 A
Max. switching voltage	AC 250 V; DC 48 V
Max. switching power (resistive)	AC 1,250 VA; DC 50 W
Mechanical life (N.O.; resistive load; 23 °C)	30 x 10 <sup>6</sup> switching operations
Status indication	LED green (channel) LED yellow (power supply)
Internal fuse	Supply: 1 A; Relay output: -
WAGO elementary relay	788-154

**Safety and protection:**

Rated voltage	50 V
Rated impulse voltage	0.8 kV
Pollution degree	2
Dielectric strength, control/load circuit (AC, 1 min)	3 kVrms
Dielectric strength, load/load circuit (AC, 1 min)	1 kVrms

**Connection data**

No. of poles	20
Connection type (1)	System
No. of poles 1	20
Pluggable connector	Pluggable connector per DIN 41651; male connector
Mating direction	Vertical
Connection type (2)	Field
No. of poles 2	64
Design 2	PCB terminal blocks, double-deck
Connection technology 2	CAGE CLAMP®
WAGO terminal 2	WAGO 736 Series
Solid conductor (2)	0.08 ... 2.5 mm <sup>2</sup> / 28 ... 12 AWG
Strip length (2)	5 ... 6 mm / 0.2 ... 0.24 inch
Connection type (3)	Supply
No. of poles 3	4
Design 3	PCB terminal blocks, double-deck
Connection technology 3	CAGE CLAMP®
WAGO terminal 3	WAGO 736 Series
Solid conductor (3)	0.08 ... 2.5 mm <sup>2</sup> / 28 ... 12 AWG
Fine-stranded conductor (3)	0.08 ... 2.5 mm <sup>2</sup> / 28 ... 12 AWG
Strip length (3)	5 ... 6 mm / 0.2 ... 0.24 inch
Note (conductor cross-section)	12 AWG: THHN, THWN

**Geometrical Data**

Width	180 mm / 7.087 inch
Height from upper-edge of DIN-35 rail	50 mm / 1.969 inch
Depth	105 mm / 4.134 inch

**Mechanical data**

Type of mounting	DIN-35 rail
Housing design	Mounting carrier

## Material Data

Contact material (relay)	AgNi 90/10
Fire load	0 MJ
Weight	550 g

## Environmental Requirements








Surrounding air (operating) temperature	-25 ... 50 °C
Surrounding air (storage) temperature	-40 ... 70 °C
Relative humidity	≤ 85% (non condensing)






## Commercial data

Product Group	30 ()
Country of origin	FR
GTIN	4045454980108
Customs Tariff No.	85364900990


## Compatible products

### wiring and connectors






	<b>Item no.: 706-100/1300-200</b> Connection cable; 20-pole; Pluggable connector per DIN 41651; open-ended; Length: 2 m; Conductor cross-section: 0.14 mm <sup>2</sup> ; UR components	/ 1300-200	706-100
	<b>Item no.: 706-100/1300-400</b> Connection cable; 20-pole; Pluggable connector per DIN 41651; open-ended; 4m; Conductor cross-section: 0.14 mm <sup>2</sup> ; UR components	/ 1300-400	706-100
	<b>Item no.: 706-2300/200-100</b> System cable; for Siemens S7-300; 2 x 16 digital outputs; Length: 1 m (1 MOhm); Conductor cross-section: 0.14 mm <sup>2</sup>	/ 200-100	706-2300
	<b>Item no.: 706-2300/200-200</b> System cable; for Siemens S7-300; 2 x 16 digital outputs; Length: 2 m; Conductor cross-section: 0.14 mm <sup>2</sup>	/ 200-200	706-2300
	<b>Item no.: 706-2300/200-300</b> System cable; for Siemens S7-300; 2 x 16 digital outputs; Length: 3 m; Conductor cross-section: 0.14 mm <sup>2</sup>	/ 200-300	706-2300
	<b>Item no.: 706-2300/300-100</b> System cable; for Siemens S7-300; 16 digital inputs or outputs; Length: 1 m (1 MOhm); Conductor cross-section: 0.14 mm <sup>2</sup>	/ 300-100	706-2300
	<b>Item no.: 706-2300/300-200</b> System cable; for Siemens S7-300; 16 digital inputs or outputs; Length: 2 m; Conductor cross-section: 0.14 mm <sup>2</sup>	/ 300-200	706-2300

	<b>Item no.: 706-2300/300-300</b> System cable; for Siemens S7-300; 16 digital inputs or outputs; Length: 3 m; Conductor cross-section: 0.14 mm <sup>2</sup>	706-2300
	<b>Item no.: 706-2300/301-100</b> System cable; for Siemens S7-300; 2 x 16 digital inputs or outputs; Length: 1 m (1 MOhm); Conductor cross-section: 0.14 mm <sup>2</sup>	706-2300
	<b>Item no.: 706-2300/301-200</b> System cable; for Siemens S7-300; 2 x 16 digital inputs or outputs; Length: 2 m; Conductor cross-section: 0.14 mm <sup>2</sup>	706-2300
	<b>Item no.: 706-2300/301-300</b> System cable; for Siemens S7-300; 2 x 16 digital inputs or outputs; Length: 3 m; Conductor cross-section: 0.14 mm <sup>2</sup>	706-2300
	<b>Item no.: 706-7753/301-200</b> System cable; for WAGO-I/O-SYSTEM, 753 Series; 16 digital inputs or outputs; Length: 2 m; Conductor cross-section: 0.14 mm <sup>2</sup>	706-7753

**General accessories**

	<b>Item no.: 788-154</b> Basic relay; Nominal input voltage: 24 VDC; 1 changeover contact; Limiting continuous current: 16 A; Module width: 13 mm; Module height: 15 mm	788-154
--	--	---------

**Marking accessories**

	<b>Item no.: 2009-110</b> Marking strips; on reel; not stretchable; plain; snap-on type	2009-110
	<b>Item no.: 709-177</b> Marking strips; on reel; 7.5 mm wide; not stretchable; plain; snap-on type	709-177
	<b>Item no.: 709-178</b> Marking strips; on reel; 7.5 mm wide; not stretchable; plain; snap-on type	709-178
	<b>Item no.: 709-196</b> Marking strips; for laser printer	709-196
	<b>Item no.: 709-198</b> Marking strips	709-198

**Downloads****Documentation****Bid Text**

704-5004 Interface Bausteine	Apr 4, 2012	doc 23.0 kB	Download
---------------------------------	-------------	----------------	----------

**Additional Information**

Disposal; Electrical and electronic equipment, Packaging	V 1.0.0	pdf 265.8 kB	Download
--	---------	-----------------	----------



Subject to changes.

---